

*Portable Finger Touch Interactive
Whiteboard (NTS FT8 Board)*

100-Points Finger Touch Portable Whiteboard



Finger Touch FT8 Interactive Whiteboard Introduction

Introduction

After years of innovative research and development, FT8 has become the main product of the new series of NTS Group Pvt. Ltd. It is not only more stable but also easier to install and use. Currently, it uses the world's most advanced laser imaging technology. The level of automation and stability are far ahead of other products.



Feature :

Support 100-point finger touch at the same time;150inch screen for writing ,220inch for game playing!

Light weight (The main parts include laser emitter and sensor, a total weight of no more than 500 grams)

Auto-calibration, complete within 5 seconds, the success rate is more than 98%.

Competitive price

The shortest throw ratio: 0.16, you can freely adjust the required screen size, very flexible.

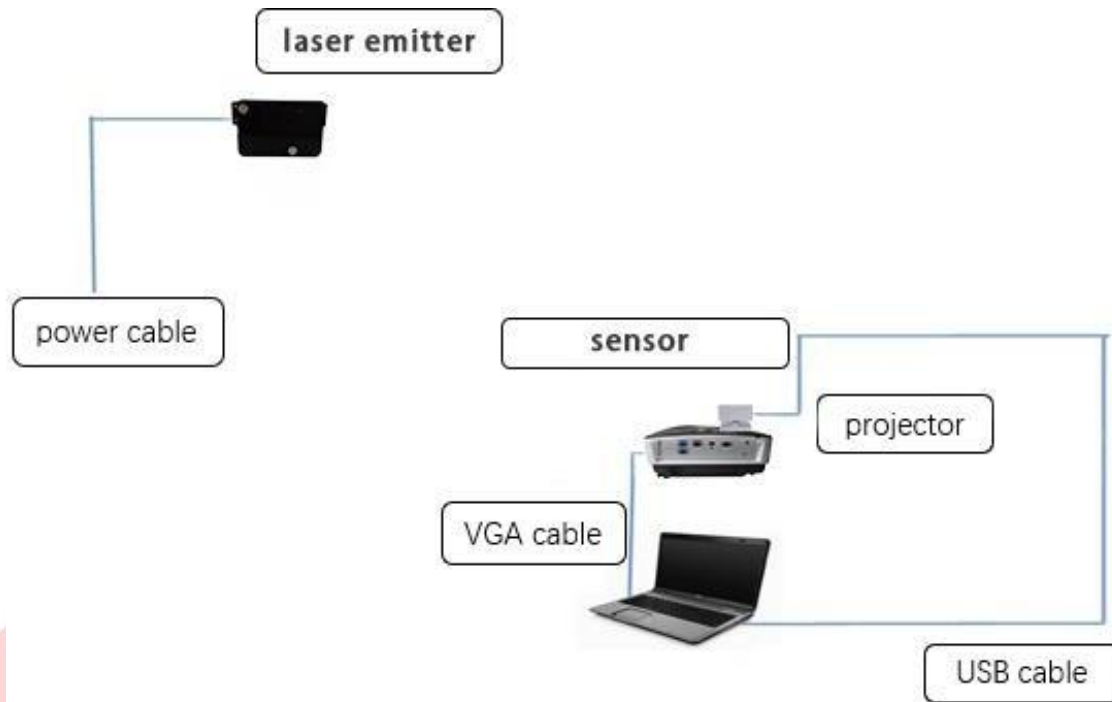
Installation:

FT8 is small and easy to install. It doesn't require professional technology to install.

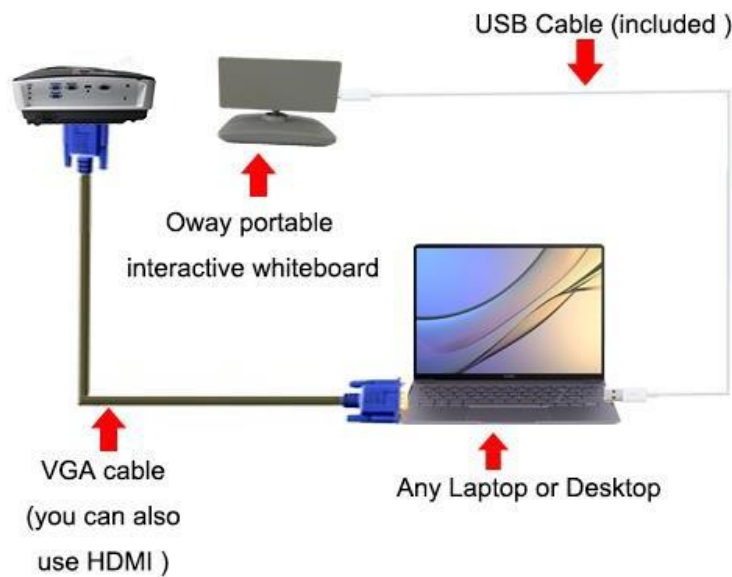
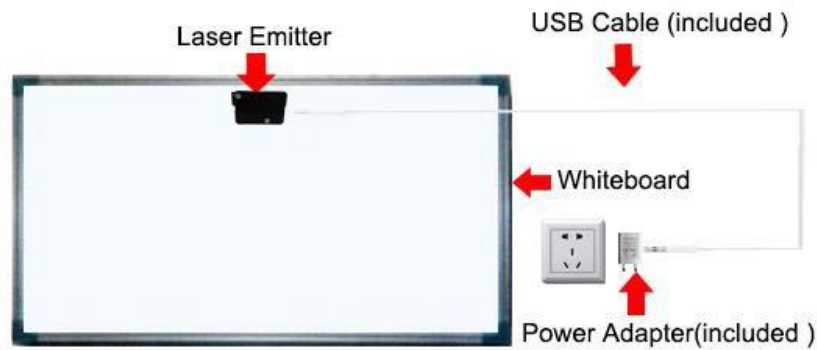
Just install the laser emitter in the middle area above the whiteboard (or flat surface) and put the sensor on the projector.



Laser Emitter Installation



FT8 installation diagram (1)



FT8 installation diagram (2)

Advantages:

High cost performance: 1. Compared with LCD electronic whiteboards, FT8 is more cost-effective to pay for the product, installation and maintenance. And the user can enlarge or reduce the projection screen according to the demand. The LCD Whiteboard does not have this feature.

Stable performance, not easy to damage: FT8 interactive whiteboard external circuit only power supply wire and USB interface circuit, eliminating the data exchange circuit of the LCD panel, and reducing the information processing lines used for the display screen. It uses the PCB board to concentrate the circuit on the circuit board, Reduces failure while reducing power consumption.

Good compatibility: FT8 whiteboard is compatible with various software.

High stability: Through a variety of anti-abnormal spot interference algorithms and filter push-pull devices, the system is not easily affected by the external environment like light and temperature, even if there are small bugs or dust stuck on the board products can also operate normally.

Full-screen touch: The projection screen can realize full-screen touch. Five seconds to complete automatic positioning. Infrared and optics can only be manually positioned. FT8 auto-calibration is more precise and the operation is easier.

Supports 100-point finger touch (100 people write at the same time and support Windows drawing software 100 points).

The projection area works as a touch panel for windows touch.

Max projection Screen: Support 40 - 150inch (Non-sunlight room)

Portable and Movable: The total weight of whole set is only 500 grams. The installation is simple and convenient. Simply fix the laser emitter with screws or suction onto the above projection screen, and fix the sensor to the projector or other object with double-sided tape or a fixed bracket. The entire process does not require expertise and anyone can install it.

Easy installation and debugging: Through two well-designed adjustment knobs complete light adjustment.

sensor(camera) Integrated positioning software: Connect to another computer of the same resolution as the computer, without calibration positioning to operate, which saves the positioning time and makes it easier to use.

Small size: Small laser emitter (size: 16.5cm*2.5cm* 3.6cm), can be directly adsorbed on the surface of the white board.

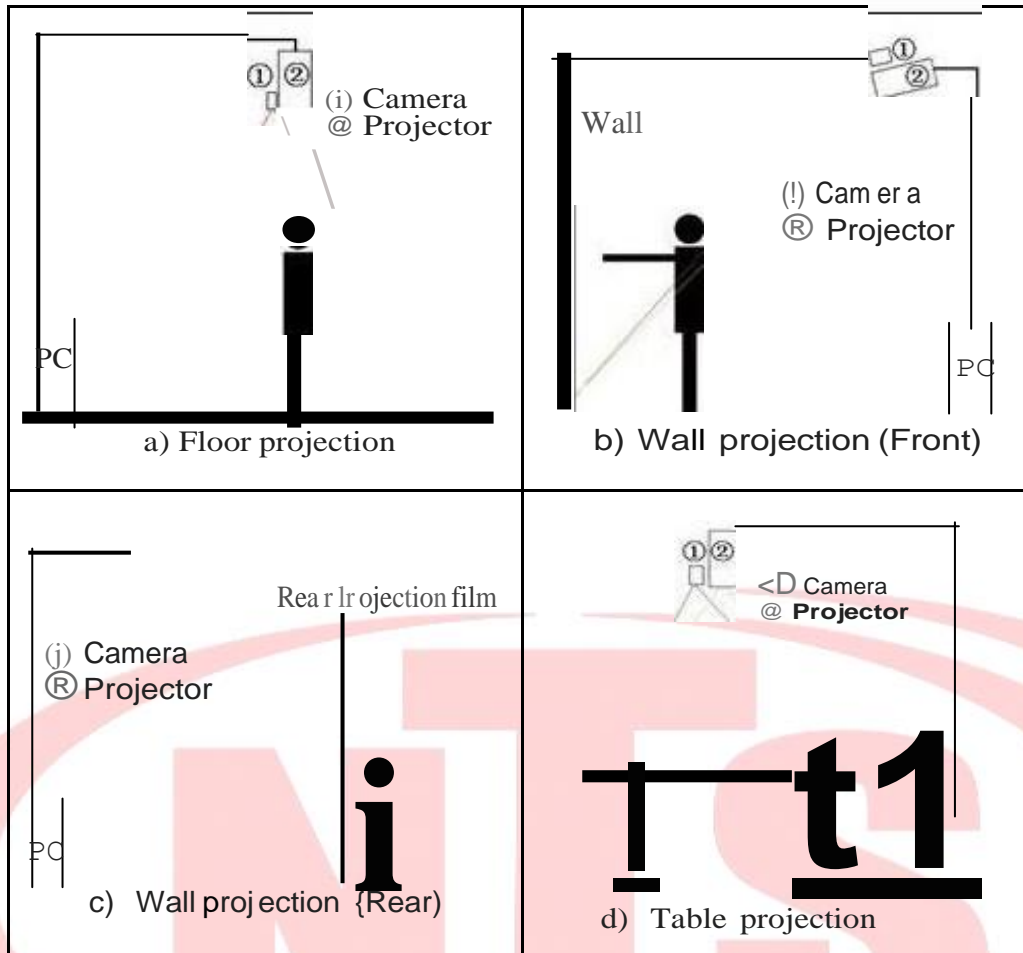
Wireless connection: Wireless data transmission between camera sensor and laser emitter. The camera automatically controls the opening and closing of the laser emitter through wireless signals, which greatly increases the lifetime of the laser emitter.

Transfer normal whiteboard and wall into finger touch screen: FT8 can transform any whiteboard or wall into a finger touch screen

Any opaque object can be used as a stylus in the interactive area.

Support dual screen splicing (Support extended screen splicing, fusion splicing, hard splicing): The fusion process is performed at the screen splicing, and writing with the finger at the splicing area is still very smooth.

Structure:



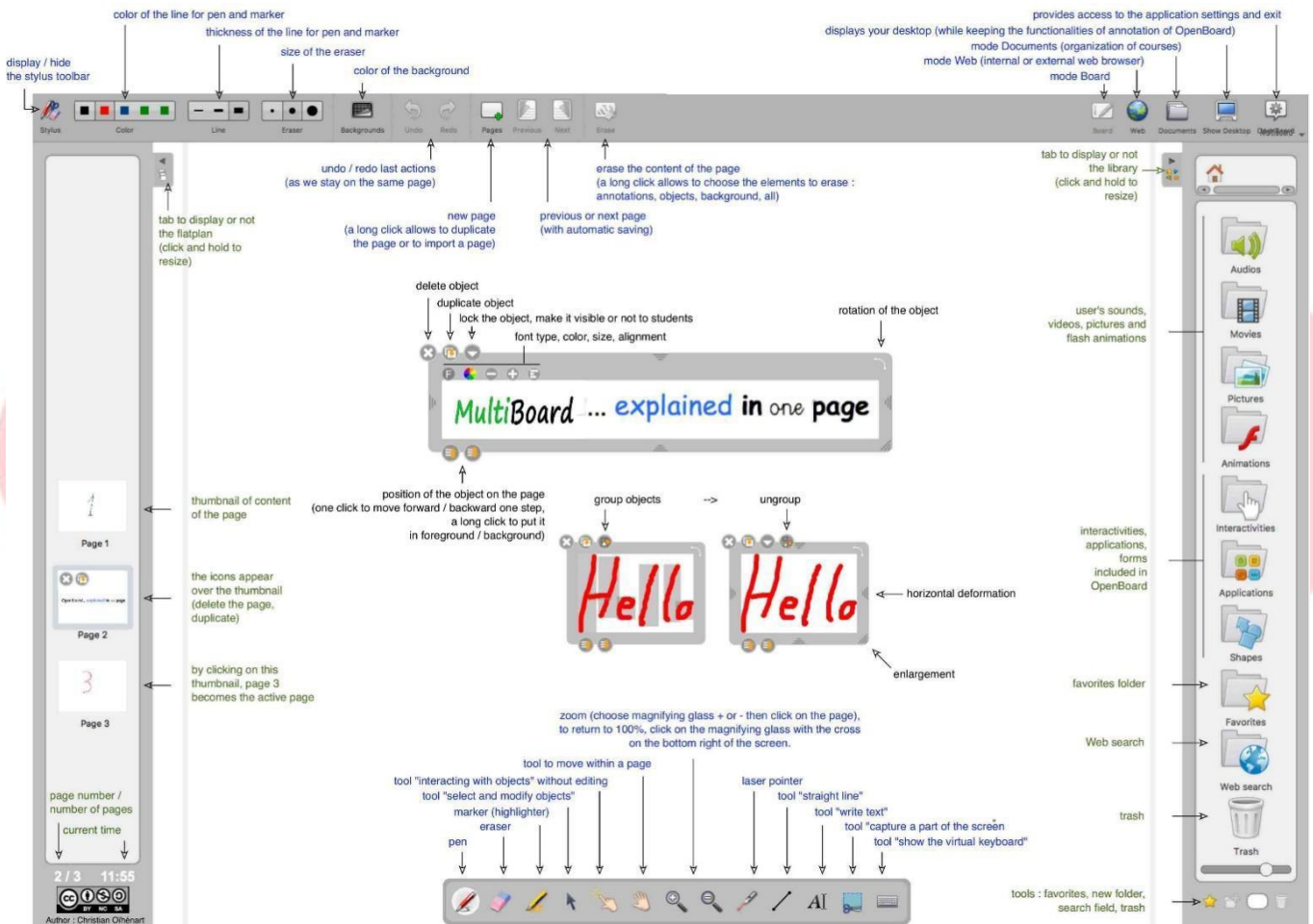
Specifications:

Calibration	Automatic(5 seconds) / Manual (4/15 points)	
Multi-touch	100 points touch, writing and erasing can be performed simultaneously	
Latency	<6 ms	
Filter	Software auto-control、 Enhance stability	
Min Active Size	30 inches	
Max Active Size	Pen touch:220inches、 Finger touch:150inches、 Throwball game:400inches(no sunshine room)	
Technology	Laser image calibration technology	
Positional Accuracy	±1 pixel (resolution: 4096*4096)	
Aspect Ratio	4:3/16:9/16:10	
Projector Ratio	Ultra short throw:0.28/0.16	Installation distance:about 0.4 - 1m
	Short throw (Middle throw) :0.83 /0.57/0.38	Installation distance:about 1 - 3m
	Long throw:1.28	Installation distance:about 3 - 5m
Power	5 W	
Power of Laser Emitter	280mW*2	
Laser Emitter Power Requirements	3.3V/2A	
Infrared Coverage Area	6*8 m	
Signal Refresh Rate	60/180fps	
Connect	The sensor and computer are connected by USB cable, laser emitter just need power	
Laser Emitter Weight	146 g	
Sensor Weight	67 g	
OS Requirement	Windows xp/vista/7/8/10/11	
Software	IWB、 Multi-Board	
Certification	CE、 FCC、 RoHS	
Warranty	Sensor(3 years)、 Laser emitter(1 year)、 IR pen(1 year)	
Package	1.Sensor、 2.Emitter、 3.IR pen、 4.USB cable(10m)、 5.Remote、 6.Power adaptor、 7.CD with software	

Multi-board Introduction

Multi-board Teaching software:

1. Compatible with various teaching materials (ppt, word, etc.)
2. Has a full range of tools, (straightedge, protractor, axes, etc.)
3. Can record and save
4. Podcast function.



multi-board Teaching software